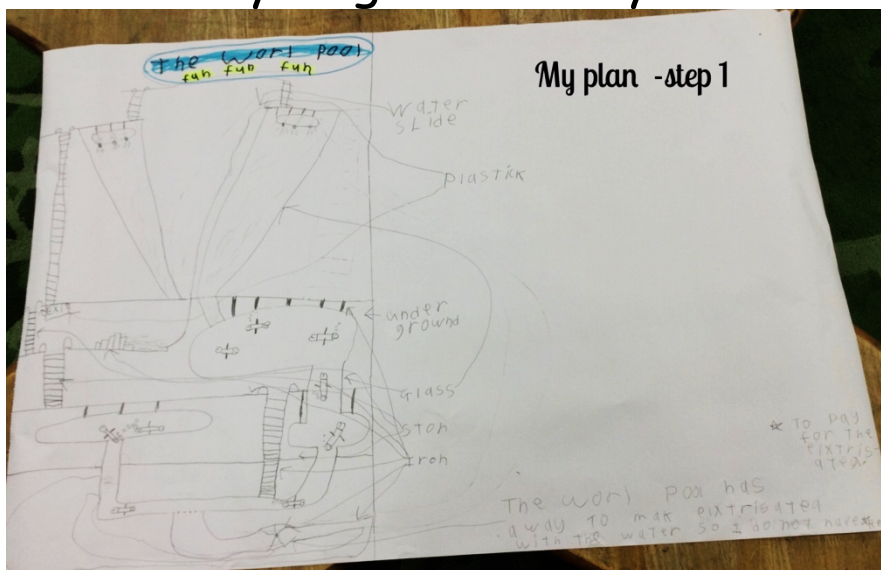


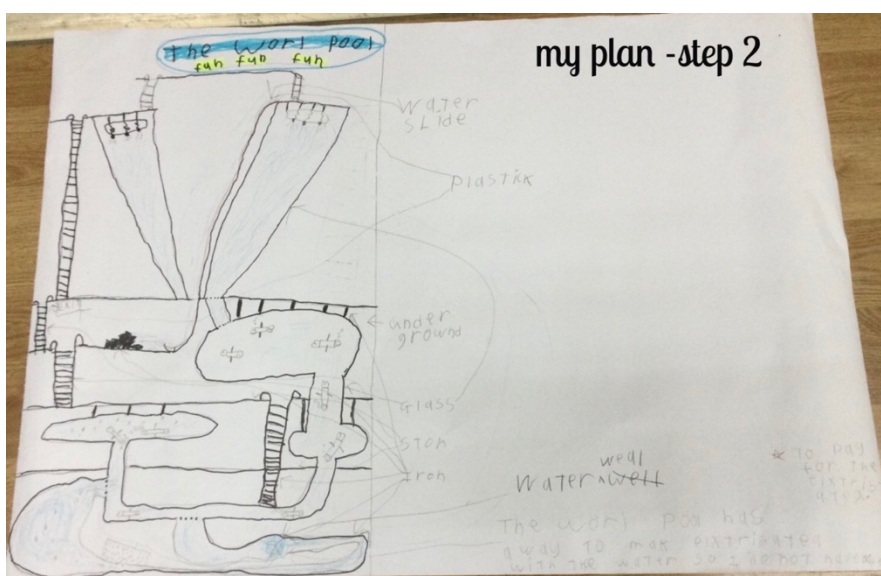
My Design Journal

The Whirlpool

By Reginald Battye



This is my plan of a structure that I would like to make when I'm older.



This structure will be called The Whirl Pool because it looks like a Whirl Pool. The purpose of The Whirl Pool is for fun because it has a Water Slide that goes into an Aquarium.

Identifying my 2 challenges.


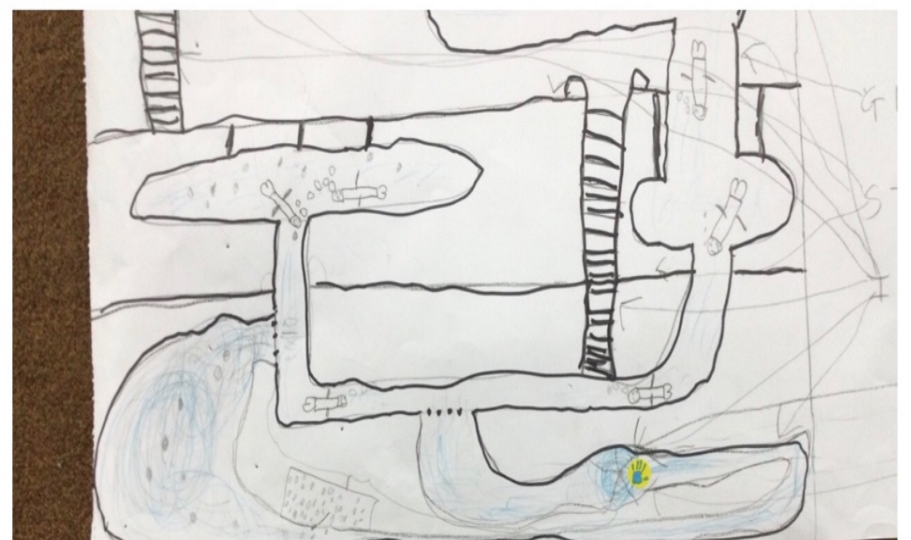


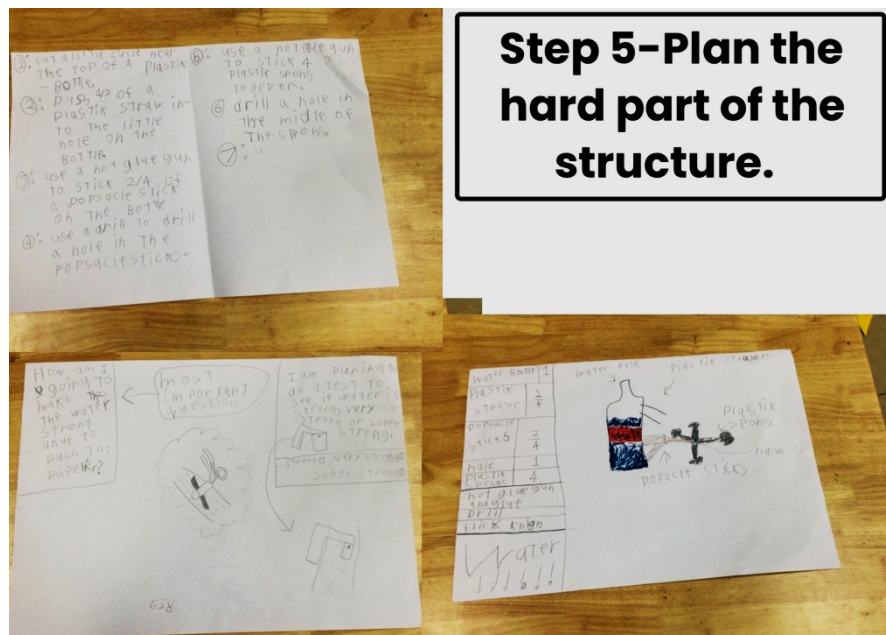
I identified 2 challenges on my poster. The first was a Water

Wheel and the second is a Water Dispenser. It was very easy.

So, I was supposed to make the hard part of my structure in Maker's Empire.

Step 4- Making the hard part of my structure on Makers Empire





I was creating the Water Wheel. I was mad because it took me 15 attempts until I got it right.



step 6-planning



I planned 1 of the hard parts of my structure, the hard part is a Water Wheel. I had to use my thinking skills because I had to think of what materials to use but it was still easy. I read a book on epic and watched 2 videos, it helped me get an idea on what to make.

This is my Water Wheel. The Water Wheel is made out of a big plastic container, a plastic box, 2 popsicle sticks, 2 little picas of wood, 4 plastic spoons, 2 bottle caps and 2 bits of a plastic straw.

step 9- test



I tested my Water Wheel and it was a success! Something I enjoined was making my Water Wheel.

step 7- creating

